

Gondwana National Choral Program – 2009 Auditions
Treble Voice Version

SECTION 1: PITCH PATTERNS


I will play two notes. Please listen to them once and then sing them back to me. If you would like to hear them again just ask me.




SECTION 2: MELODIC MEMORY

I will play two short melodies for you. Please listen to each melody twice and then sing it for me. There are no words so you can sing them to "lah". (If the candidate is aged 10-13 and/or inexperienced do examples 1 & 2. If the candidate is over 13 and/or more experienced do examples 2 & 3.)

1) Easy – age 10-13/inexperienced singers



2)



3)



SECTION 3: SINGING THE LOWER PART

On the sheet you will see a section marked "singing the lower part". This is how the part sounds (play the lower part).

- A) Please sing that for me several times until you feel comfortable with it (assist if necessary)
- B) Now sing it again whilst I play another part on the piano.

1) Easy – age 10-13/inexperienced singers



2)




Gondwana National Choral Program – 2009 Auditions
Treble Voice Version

SECTION 4: SIGHT SINGING

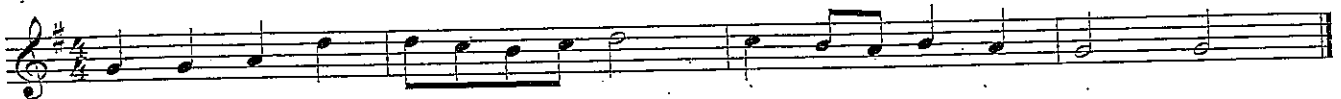
On the sheet you will find some sight singing examples. Please look carefully at example number _ (If the candidate is aged 10-13 and/or inexperienced do examples 1 & 2. If the candidate is over 13 and/or more experienced do examples 2 & 3. Please state clearly to the candidate which number example you would like them to sing). **What key is it in?**

Here is a G Major chord and the starting note. Once you have read through it I will give you the starting note again and then I would like you to sing it to me.

1) Easy – age 10-13/inexperienced singers



2)



3)



